

Toucan™ Series Mast Boom Lifts



- Plant Maintenance
- Retooling and Changeovers
- Warehousing
- Inspection and Remodeling
- General Contracting
- Up-and-Over Applications
- Tough Access Challenges



trackedaccess

JLG

Designed to Get In and Out of Tight Spots



Tight spaces. Narrow Aisles.
Tough Angles. Just a few of the challenges you face when performing maintenance, retooling or any one of a hundred other elevated tasks around your facility. Thanks to the compact size, low weight, narrow chassis and a versatile articulating jib, JLG Toucan Series mast boom lifts will help you meet these challenges and make every job seem easier.

With the mast lowered and the jib retracted, these compact machines will fit through doorways, between heavy machinery and all around congested work areas. So even when space is limited, your productivity isn't.

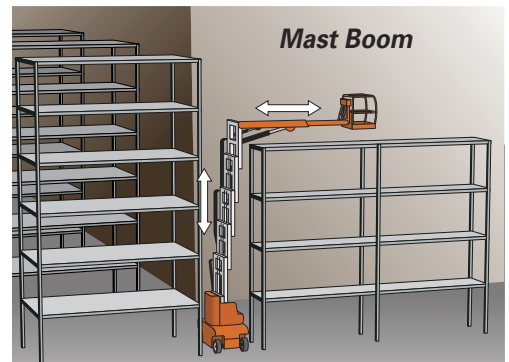
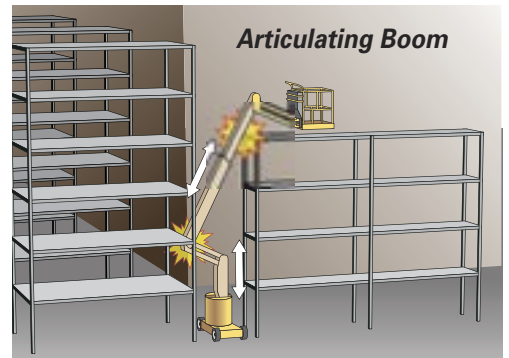
Mast Boom Advantages

- Compact dimensions for accessing hard-to-reach areas
- Versatile articulating jib provides up to 14 ft. 6 in. (4.42 m) up and over reach
- 360-degree rotating mast for unmatched positioning capabilities
- Capacity for two workers and supplies
- Drive through doorways and down narrow aisles
- Navigate around multiple obstacles on the ground and in the air
- Long lasting, environmentally-friendly electric power



Experience a Facility-Wide Productivity Boom

Built to provide improved access to hard-to-reach areas, the new JLG Toucan Series mast boom lifts give you the power to boost productivity plant-wide. Unlike traditional electric boom lifts, the Toucan Series boom lifts feature a vertical telescopic mast with a jib boom that extends the platform away from the mast allowing the operator to reach up and over obstacles with the most versatile positioning capabilities available today. Three models are available with platform heights up to 18, 26 and 33 feet. Plus, with a 500-pound capacity and long lasting electric power these unique machines will help you meet more of your access challenges.



JLG Toucan Series mast boom lifts give you the power to reach up and over obstacles where other access equipment can't go.



More Outreach

With up to 14 feet 6 inches of horizontal reach, proportional controls and a tight turning radius, JLG mast booms make it easier to get closer to your work.



Indoor/Outdoor Versatility

With thick rubber non-marking tires for extra cushioning, clean and efficient electric power, and 20% gradeability, JLG mast booms can boost your productivity on improved surfaces inside and outside.

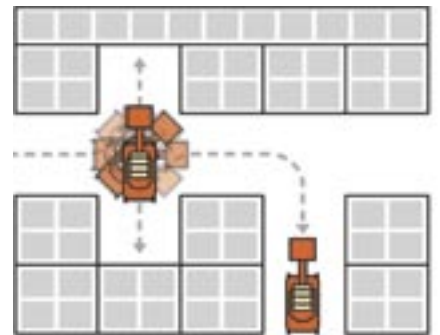


More Access

Thanks to the compact dimensions and tight turning radius, operators can navigate through confined spaces and access more areas of your facility.

Maneuverability Where You Need it Most

When it's your job to help keep production moving, the Toucan Series gives you more power to maneuver. In fact, with tight aisle to aisle turning, smoother proportional controls, and a 360-degree rotating mast, almost nothing will stand in your way. Advanced positioning capabilities enable operators to work around crowded work areas and reach up and over machinery and production lines with little or no interruption to the daily workflow. Plus, with a forklift-style elevating system, operators can access confined areas with greater speed and efficiency.



Tight Aisle-to-Aisle Turning

With no arm swing or multiple boom sections to get in the way, JLG mast booms can turn almost anywhere.

360-Degree Rotating Mast

JLG's exclusive rotating mast takes you where you need to go, providing a full 360-degree range of movement so you'll always find the right position.



Versatile Articulating Jib

Designed to help you reach tighter spots from tougher angles, JLG articulating jibs deliver more precise positioning with smoother controls.

